

# UNIT 1 Defining Moments Fiction Connection

A STEM school

**FROEBEL**  
BILINGUAL SCHOOL

Home of the Space Generation



# PLUOT

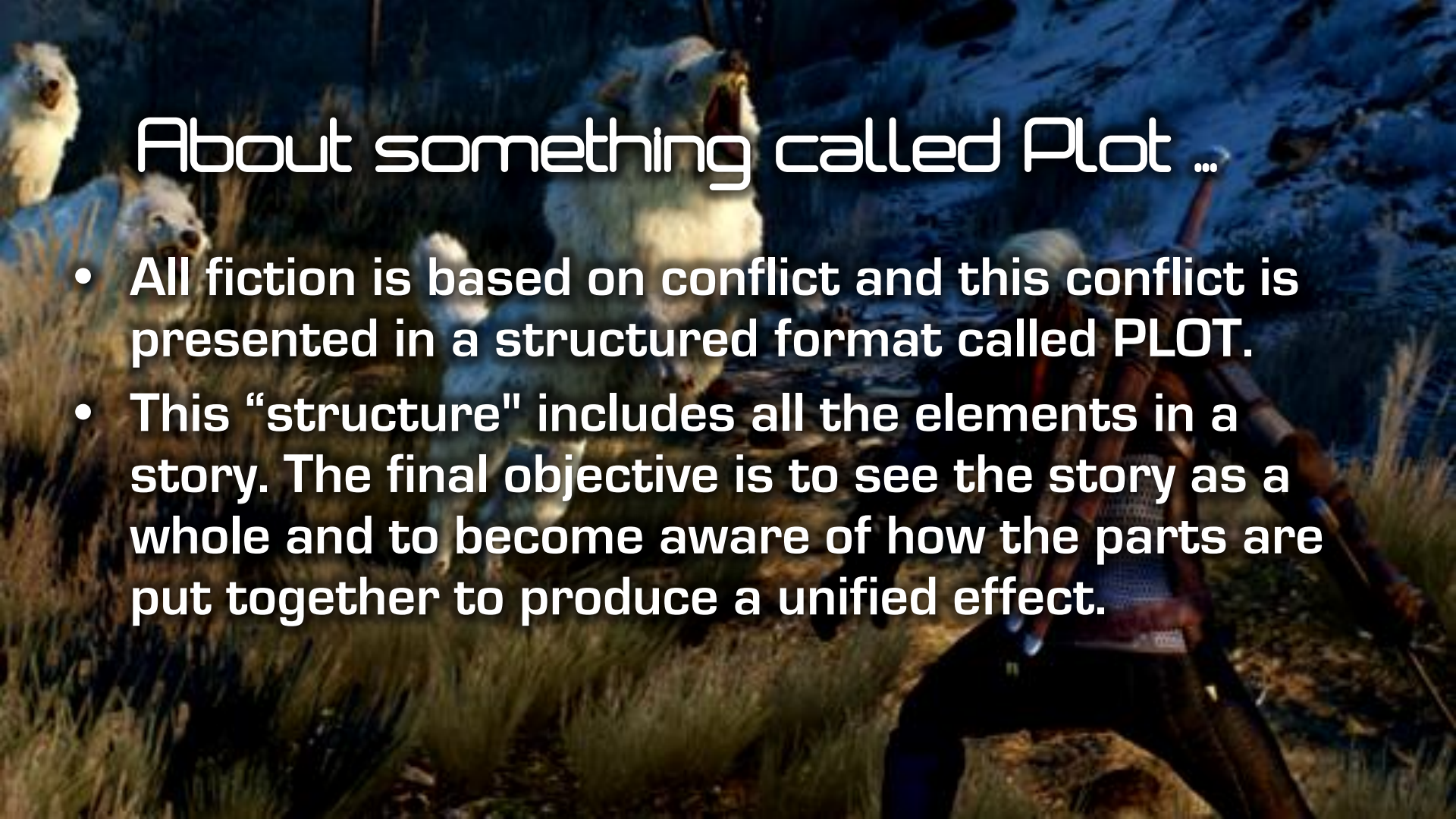
For Ninth Grade



WITH  
**JIM SOTO**

# About something called Plot ...

- All fiction is based on conflict and this conflict is presented in a structured format called PLOT.
- This “structure” includes all the elements in a story. The final objective is to see the story as a whole and to become aware of how the parts are put together to produce a unified effect.





A total solar eclipse is shown in the upper left quadrant, with the sun's corona visible as a bright white ring. The background features a dark blue and black sky filled with stars and the Milky Way galaxy, which stretches across the middle of the frame. Below the sky, a curved horizon line separates the dark space from a bright, yellowish-white surface, likely the ground or a body of water, which is partially obscured by a layer of white clouds.

# Plot Elements

**Plot, simply put, is the sequence of events which involves the characters in conflict.**

# Plot Elements

A person with short dark hair, wearing a black tank top, light blue jeans, and orange gloves, stands on the edge of a rooftop. They are looking out over a dense, futuristic city with tall, grey buildings and a blue sky. The person has a bright yellow bag slung over their shoulder. The scene is brightly lit, suggesting a sunny day.

**Most plots have certain common elements. These are:**

- **Introduction or Exposition**
- **Complication**
- **Climax**
- **Falling Action or Denouement**
- **Resolution or Outcome**



# Plot Elements

The background image is a cinematic shot of a person silhouetted against a bright, hazy light source, possibly a window or doorway. The person is standing on a balcony or ledge, with a decorative metal railing in the foreground. The scene is dark and atmospheric, with a greenish-yellow tint. The person appears to be looking out or towards the camera. The overall mood is mysterious and dramatic.

**A story commonly begins with exposition, an explanation of the situation and the condition of the characters. Here, we are made aware of the characters, the setting, and the conflict.**

A close-up photograph of a cat's face, likely a Siamese, looking out from inside a space helmet. The cat has large, light blue eyes and is looking directly at the camera. The helmet's visor is visible, and the background is a dark, starry space. The text "Plot Elements" is overlaid in the top left corner, and a paragraph of text is overlaid in the bottom center. The word "inco" is visible in the bottom right corner.

# Plot Elements

**A plot usually begins with a problem which the protagonist must meet or solve. During the story, tension is built through a series of complications, incidents which either help or hinder the protagonist in finding a solution.**



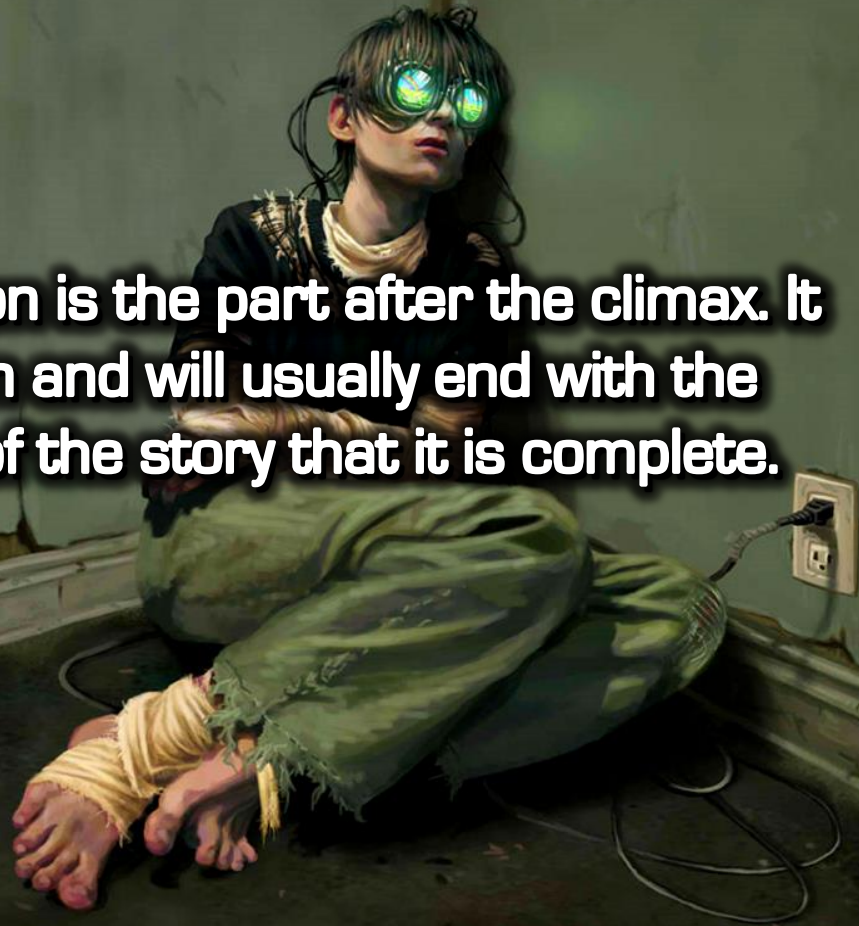
# Plot Elements

A dramatic scene from a movie showing a rope bridge over a chasm. The bridge is made of wooden planks and ropes, stretching across a deep, dark canyon. Several people are on the bridge, some standing on the left side, one in the middle, and one on the right side. The scene is lit with a strong blue light, creating a high-contrast, cinematic atmosphere. The background shows a dark, stormy sky and jagged rock formations.

**The climax is the peak or turning point of the action; at this point we know the outcome. It is a very specific moment.**

# Plot Elements

**The denouement or falling action is the part after the climax. It gives any necessary explanation and will usually end with the resolution, a sense at the end of the story that it is complete.**







# The Ending of the Story

**It may be either open or closed:**

**In a closed ending, the most usual one in children's books, readers feel that they know what will happen. The various parts of the plot are tied together satisfactorily, and the reader feels a sense of completion.**

A young man with dark hair, wearing a red jacket and dark pants, is falling out of a window in a brick building. He is in a horizontal position, with his arms outstretched. The window is arched and has some graffiti on the brickwork around it. The scene is lit with a mix of warm and cool tones, suggesting an urban setting at night or dusk.

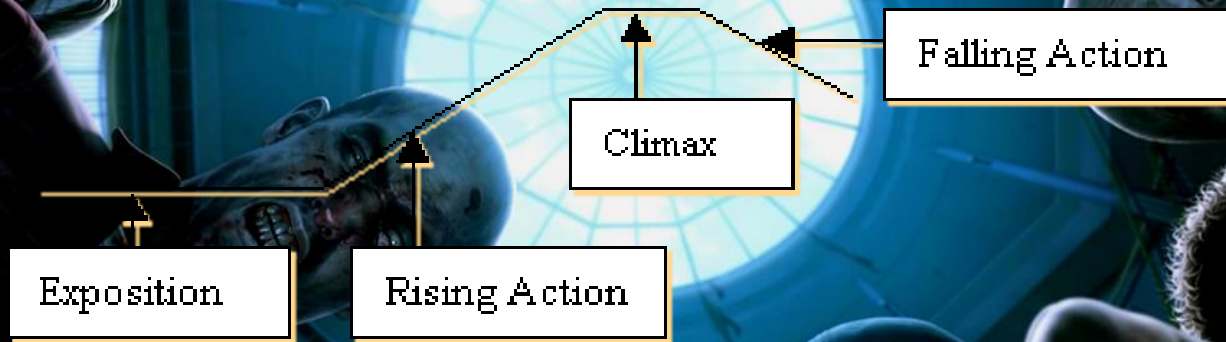
# The Ending of the Story

**In an open ending, readers must draw their own conclusions; they do not know what will happen.**



So...

The main parts of a narrative or story can be shown with a plot map that looks something like this...



This is what we call the dramatic structure. It's something like the story's "skeleton".



# Recap

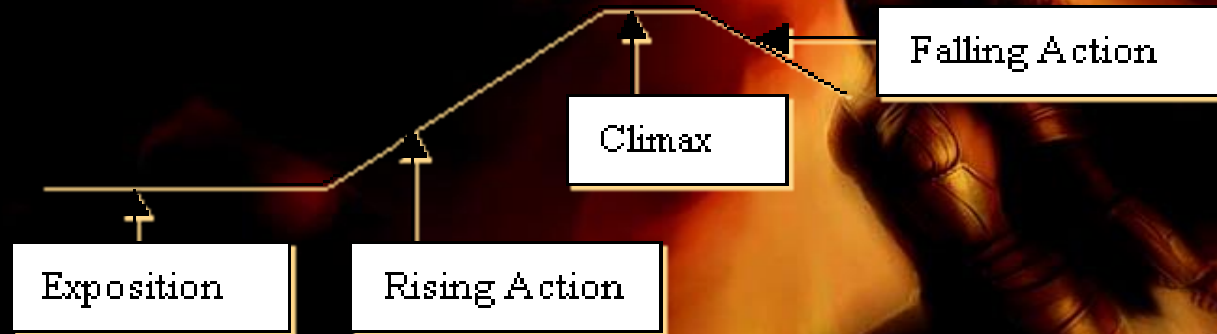
A woman with dark hair and a tearful expression is shown in the foreground. Behind her is a large, metallic, red-eyed robot with a complex, mechanical face. The background is dark and industrial, with some faint markings on a wall.

**Plot is the plan of events or the main story in a fictional work of prose or a drama. It is usually the most important element.**



# Assessment

Think in a favorite movie you've seen or book you've read recently and draw a plot map like the one below. Be very brief. Complete a map like this one and send to the teacher.



# References for additional study...

- [http://en.wikipedia.org/wiki/Plot\\_\(narrative\)](http://en.wikipedia.org/wiki/Plot_(narrative))
- [http://www.orangeusd.k12.ca.us/yorba/literary\\_elements.htm](http://www.orangeusd.k12.ca.us/yorba/literary_elements.htm)
- <http://www.hhs.helena.k12.mt.us/students/OlsonJan/hannah/tsld002.htm>